

BYOD – Using Intel® Education Study on Your iPad

Note: Please be sure your device meets the minimum specifications as listed on the MDCPS Bring Your Own Device (BYOD) page - http://wifi.dadeschools.net/minimum_specs.asp

1. If not already installed, install the Intel® Education Study App from the iPad App Store
 - a. Link: <https://itunes.apple.com/us/app/intel-education-study/id424280183?mt=8>
2. After installing the app, open the app on the device
3. Select the Sign In button

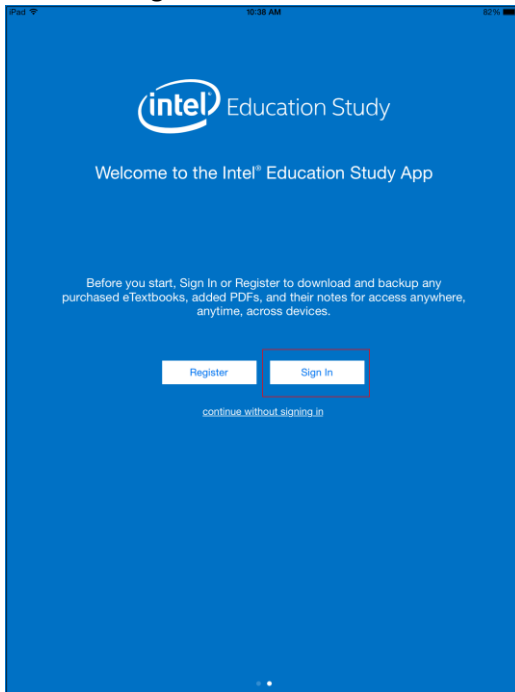


Figure 1

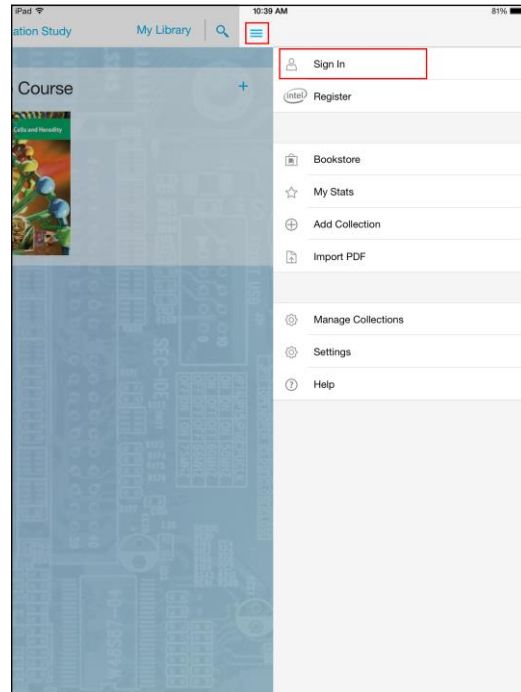


Figure 2

- a. Note: If it is your first time launching the app, you will automatically be prompted to sign in (i.e., Fig1). If you have already opened the app, but not signed in, use the Menu button to Sign In (i.e., Fig2)

4. On the sign in page, select “Sign in with Clever”

Sign In Don't have an account? [Register](#)

Signing in allows you to access Publisher Bookshelf, Claim eBook, Join Collections, and to see all your previous purchases/content.

Password

[Forgot your password?](#)

I agree to [Terms of Service](#) and [EULA](#)

Want to use your school credentials?
[Sign in with Clever](#)

5. On the Clever Instant Login page, search the name of your school
- a. Once the institution is found, select it
 - b. After selecting your school, select “Log in with Active Directory”

Clever

Search for your school

- J.P. Thomas Elementary School
Richland Co School District 1, SC
- THOMAS G PULLEN
Prince George's County Public Schools
- W. R. THOMAS MIDDLE
Miami Dade County Public Schools, FL
- THOMAS JEFFERSON MIDDLE

→

Clever

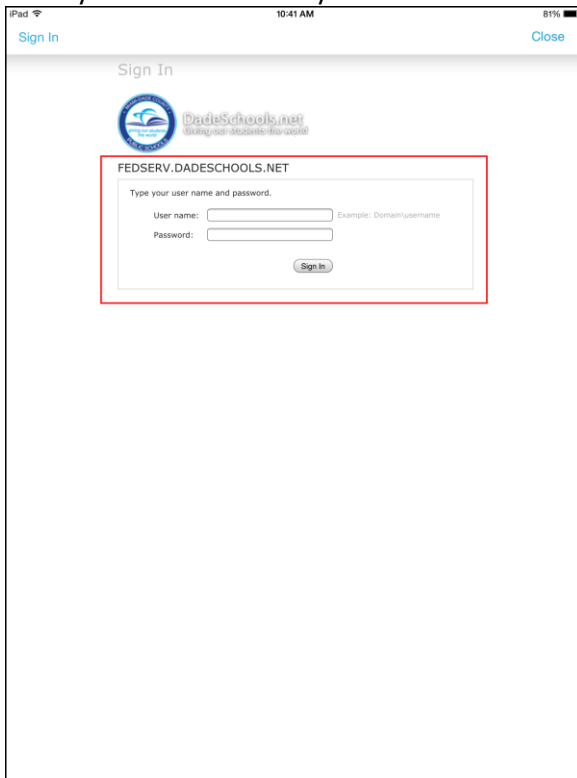
Miami Dade County Public Schools

Not your district?

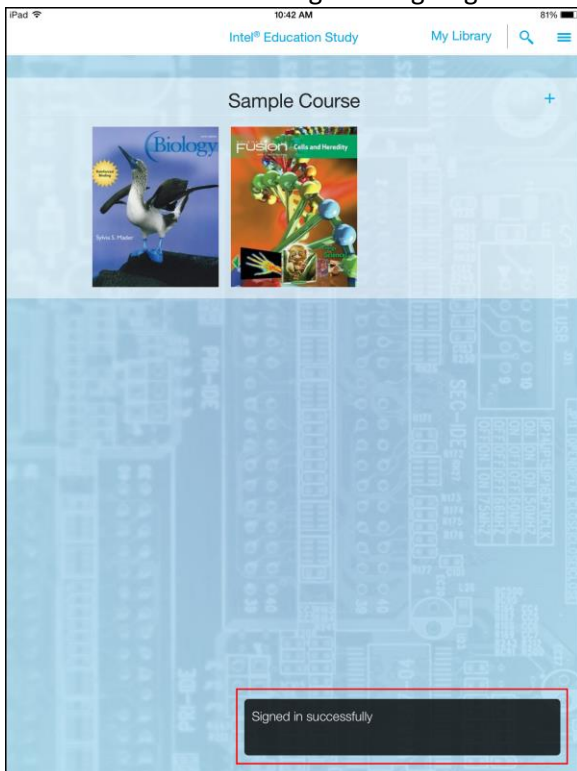
Log in with Active Directory

Questions? Contact
http://passwordreset.dadeschools.net/Hitachi_Staff/psf.exe#2
Log in as a district admin

6. Enter your Active Directory credentials and select “Sign In”



7. After entering your AD credentials, you will be taken back to the Course Manager and should see a confirmation message stating “Signed in successfully”.



8. From there, the eTextbooks associated with your account will begin to populate within your Course Manager with “Tap to Download” displayed across the cover